

DOMINO.18

Dick Spierenburg 2018



ZITTING

De zittingen zijn te verkrijgen in meerdere dieptes en hoogtes. De hoge zittingen zijn ook geschikt om bij een tafel te zetten. De zittingen bestaan uit een houten romp met no-sag vering (uitgezonderd de halve – en kwart cirkel elementen) met daarop een kussen van verschillende HR schuimen en een toplaag van traag-schuim en 200 grams dacron. De combinatie zorgt voor een zeer zachte toplaag en daarnaast goede ondersteuning tijdens het zitten. Het schuim is daardoor symmetrisch opgebouwd (geen voor en achterkant). Dit verhoogt de modulariteit van de DOMINO.18.

POTEN/WIELEN

De zwarte kunststof poten worden ver onder de romp gemonteerd en zijn hierdoor nauwelijks zichtbaar. Alle zittingen zijn met wielen te verkrijgen (+prijs). Deze wielen staan stil als je erop zit en kunnen rollen als ze niet worden belast. De poten zijn te verkrijgen in 60 mm (standaard hoogte voor DOMINO.18) 75 mm en 90 mm. De wielen alleen in 60 mm.

RUG/ARM

Zowel rug als arm bestaat uit een houten romp, met daarop hoge kaliteit schuim en afgedekt met 200 gram Dacron. Rug en arm zijn symmetrisch, waardoor er tegen beide kanten kan worden gezeten. De rug is voorzien van een extra zachte bovenkant, waardoor er ook met een laag kussen al een behoorlijk comfort kan worden verkregen.

KUSSENS

Door de driehoekige vorm zullen de kussens minder snel onderuit zakken. Daarnaast geven ze extra steun in de onderrug, wat zeer comfortabel is. De kussens zijn in twee hoogtes te krijgen. De lage kussens zijn een speelse afwisseling in de gehele opstelling en kunnen ook naast een armleuning of in een ondiepe zitting worden gezet. Beide varianten zijn gevuld met 100% veren.

SEAT

The seats are available in multiple heights and seat depths. High seats are suitable for use at a dining table. The seats consist of a wooden frame with no-sag springs (except the half and quarter circle elements) and a seat cushion of multiple layers of HR foam and a top of memory foam and 200 grams Dacron. This combination makes the seat very soft on top, with also a good seat support. The foam is built up symmetrically (no front and back). This enlarges the modularity of DOMINO.18.

LEGS/WHEELS

The black plastic legs are mounted below the elements and are barely visible. All seats are also available with wheels (+price). The wheels roll free when they are not loaded. When loaded, they block and do not move. The legs are available in 60 mm (standard height for DOMINO.18) 75 mm and 90 mm. The wheels only in 60 mm.

BACK/ARM

Both arm and back are made of a wooden frame, covered in multiple layers of HR foam and 200 grams Dacron. Back and arm are symmetrical, so that they can be used as a support from both sides. The back has an extra soft top whereby a fairly good comfort can be reached with the use of only a low cushion.

CUSHIONS

The triangular shape make the cushions stand stronger, causing them to slide less. They also give an extra support in the lower back, which gives a high level of comfort. The low versions are a playful variation and can be used next to the arm rests or in the smaller seats. The filling of both versions are made of 100% feather.

SITZ

Die Sitze sind in verschiedenen Tiefen und Höhen erhältlich. Die hohen Sitze eignen sich auch für das Sitzen an einem Tisch. Die Sitze bestehen aus einem Holzrumpf mit Nosag-Federung (außer der Hälfte und Viertelkreis-elemente) und einem Polster aus verschiedenen HR-Schaumstoffen sowie einer Oberschicht aus Viscoschaum und 200 g Dacron. Diese Kombination sorgt für eine sehr weiche Oberschicht und einen guten Halt beim Sitzen. Der Schaumstoff ist dadurch symmetrisch aufgebaut (keine Vorder- und Rückseite). Dadurch erhöht sich die Modularität des DOMINO.18.

FÜSSE/ROLLEN

Die schwarzen Kunststofffüße sind weit unter dem Rumpf montiert und daher kaum sichtbar. Alle Sitze sind gegen Aufpreis mit Rollen erhältlich. Diese Rollen stehen still, wenn sie belastet werden, und sind im unbelasteten Zustand beweglich. Die Beine sind in 60 mm erhältlich (Standardhöhe für DOMINO.18) 75 mm und 90 mm. Die Rollen nur in 60 mm.

RÜCKENTEIL/ARMLEHNE

Sowohl Rückenteil als auch Armlehne bestehen aus einem hölzernen Rumpf und sind mit hochwertigem Schaumstoff und 200 g Dacron überzogen. Rücken- und Arnteil sind symmetrisch, sodass es möglich ist, auf beiden Seiten zu sitzen. Das Rückenteil ist mit einer besonders weichen Oberseite ausgestattet, sodass auch mit einem flachen Kissen bereits ein hoher Komfort erzielt werden kann.

KISSEN

Aufgrund ihrer dreieckigen Form sacken die Kissen nicht so schnell in sich zusammen. Außerdem stützen sie den unteren Rücken und erhöhen den Komfort dadurch beträchtlich. Die Kissen sind in zwei Höhen erhältlich. Die flachen Kissen sind eine verspielte Abwechslung im gesamten Konzept und können auch neben einer Armlehne oder in einem flachen Sitz platziert werden. Beide Ausführungen sind mit 100 % Federn gefüllt.

DOMINO.18

Dick Spierenburg 2018

KOPPELING

De elementen kunnen door de eindklant aan elkaar worden gezet, door middel van een koppelsysteem aan de onderkant van de bank. De koppeling is los te maken en op een andere plaats te monteren waardoor DOMINO.18 een zeer flexibele bank is.

BRANDVEILIGHEID

DOMINO.18 kan worden besteld in British Standard 5852, part 1 en 2, en CA, TB 117.

STOFFERING

De stoffering van DOMINO.18 is royaal en nonchalant. De horizontale vlakken hebben ruimte om te plooiën. Deze eigenschap geeft de bank een mooie, rijke uitstraling.

BIJZETTAFEL

Romp

Een constructie van gefineerde MDF platen. De rompen zijn voorzien van een dubbele wand waardoor de tafels gekoppeld kunnen worden aan alle andere elementen van de DOMINO.18.

Uitvoeringen

- Noten gefineerd: mat gelakt
- Eiken gefineerd: blank mat gelakt, wit geolied en zwart carbon gebeitst.

Poten

zwarte kunststof poten

ELECTRIFICATIE

Beide elementen zijn voorzien van een zwart stopcontact en een usb-charger (QC2.0, 2,1A). Standaard gaat het om een stopcontact voor de stekkers E en F (de meeste Europese landen). Optioneel kunnen we ook voor stopcontact G (geschikt voor o.a. UK), B (USA) en J (CH) leveren.

CONNECTION

The elements can be connected by the customer, with a connection system at the bottom of the couch. The connection can be relocated by the customer, making the DOMINO.18 a very flexible couch.

FIRE RESISTANCE

DOMINO.18 can be ordered in British Standard 5852, part 1 en 2, en CA, TB 117.

UPHOLSTERING

The upholstery of DOMINO.18 is rich and nonchalant. The horizontal surfaces have space to move and wrinkle a bit. This property gives the couch a generous appearance.

SIDE TABLE

Frame

A veneered MDF board construction. The frames have been fitted with a double partition, allowing the tables to be connected to all other features of the DOMINO.18.

Models

- Walnut veneered: matt varnished
- Oak veneered: blank matt varnished, white oiled and black carbon stained.

Legs

black plastic legs

ELECTRICITY SUPPLY

Both features have been equipped with a black power socket and a USB charger (QC2.0, 2,1A). As standard, this is a socket for E and F plugs (most European countries). Optionally we can also supply for socket G (suitable for e.g. UK), B (USA) and J (CH).

VERBINDUNGSSYSTEM

Die Elemente können vom Endkunden mithilfe eines Verbindungssystems an der Unterseite der Couch miteinander verbunden werden. Das Verbindungssystem kann entfernt und an einer anderen Stelle montiert werden, weshalb DOMINO.18 eine sehr flexible Couch ist.

BRANDSICHERHEIT

DOMINO.18 kann in British Standard 5852, Teil 1 und 2 und CA, TB 117 bestellt werden.

POLSTERUNG

Die Polsterung des DOMINO.18 ist luxuriös und leger. Die horizontalen Flächen bieten die Möglichkeit für Knautsch-falten. Diese Eigenschaft gibt dem Sofa eine schöne und bequeme Ausstrahlung.

BEISTELLTISCH

Korpus

Konstruktion aus furnierten MDF-Platten. Die Korpusse sind mit einer doppelten Wand ausgestattet, wodurch die Tische mit allen anderen Elementen des DOMINO.18 verbunden werden können.

Ausführungen

- Nussbaumfurnier: matt lackiert
- Eichenfurnier: Klarlack matt weiß geölt und karbon-schwarz gebeitst

Beine

schwarze Kunststoffbeine

ELEKTRIFIZIERUNG

Beide Elemente sind mit einer schwarzen Steckdose und einem USB-Charger ausgestattet (QC2.0, 2,1 A). Standardsteckdose für Steckertyp E und F (für die meisten europäischen Länder). Optional auch mit Steckdose G (für u. a. GB), B (USA) und J (CH) erhältlich.

DOMINO.18

Dick Spierenburg 2018

QI LADER

De tafel is tevens voorzien van een Qi lader voor het draadloos laden van mobiele telefoons. Deze is weggewerkt in het bovenblad van de tafels. Met een cirkel is de oplaadplek aangeduid, zie foto.




Alle mobiele telefoons waarin de Qi oplaadfunctie is geïntegreerd, kunnen op deze tafel draadloos worden opgeladen. De oplaadtijd kan variëren afhankelijk van de batterijcapaciteit van de telefoon, het oplaadniveau, de leeftijd van de batterij en de omgevings-temperatuur.

De Qi lader heeft een 10W output en ondersteunt Apple & Samsung Fast Charge. Daarnaast is hij voorzien van een FOD detectie (hij detecteert als er een niet-Qi device of object op de oplader ligt en schakelt zichzelf uit).

QI CHARGER

The table is also equipped with an Qi charger for wireless charging of smartphones. This has been housed in the top of the tables. A circle indicates the charging location, see photo.



All smartphones in which the Qi charging function is integrated can be charged wirelessly on this table. Charging time depends on the battery capacity of the smartphone, the charge level, the age of the battery and the ambient temperature.

The Qi charger has a 10W output and supports Apple & Samsung Fast Charge. In addition, it has been equipped with FOD detection (it detects when there is a non-Qi device or object on the charger and switches itself off).

QI-LADESTATION

Beide Elemente verfügen auch über eine Qi-Ladestation zum kabellosen Aufladen von Smart-phones. Diese befindet sich in der oberen Tischplatte. Die Ladestation ist mit einem Kreis markiert. siehe Foto.

Alle Smartphones, in die die Qi-Ladefunktion integriert ist, können auf diesem Tisch drahtlos aufgeladen werden. Die Ladezeit kann abhängig von der Akkukapazität des Smartphones, dem Ladezustand, dem Alter des Akkus und der Umgebungstemperatur variieren.

Die Qi-Ladestation besitzt eine Leistung von 10 W und unterstützt Apple und Samsung Fast Charge. Außerdem besitzt sie eine FOD Erkennung und schaltet sich aus, wenn kein Qi-Gerät oder Objekt auf der Ladestation liegt.

DOMINO.18

Dick Spierenburg 2018

LUCEPLAN ASCENTE LAMP

In de grote variant van de tafel wordt een staande lamp van Luceplan meegeleverd, De Ascente. De lamp is zwart gelakt en voor zien van een led 11w, 2700K. De lamp wordt vastgeschroefd in het bovenste tafelblad. De lamp wordt los geleverd bij de tafel direct geschikt voor installatie. www.luceplan.com/products/ascent-table

LUCEPLAN ASCENTE LAMP

In the large version of the table, a standing lamp by Luceplan is included, De Ascente. The lamp has been varnished in black and fitted with an LED 11w, 2700K. The lamp is screwed into the upper table top. The lamp is supplied separately from the table ready to be installed. www.luceplan.com/products/ascent-table

LUCEPLAN ASCENTE LAMPE

Bei der großen Ausführung des Tisches wird die Steh-lampe De Ascente von Luceplan mitgeliefert. Die Lampe ist schwarz lackiert und mit einem LED-Leuchtmittel (11 W, 2700 K) ausgestattet. Sie wird in der oberen Tischplatte festgeschraubt. Die Lampe wird separat mit dem Tisch mitgeliefert und kann sofort montiert werden. www.luceplan.com/products/ascent-table

KEUZEHULP: DOMINO.18 PRODUCTCONFIGURATOR

De keuzeopties om elementen van DOMINO.18 tot een ideale opstelling te combineren zijn eindeloos. Gelukkig hebben we een handige online tool ontwikkeld. Met de DOMINO.18 product-configurator zoekt u in een proefopstelling naar perfect matchende elementen, materialen en aanzichten.

<https://live.productbuilder.nl/montis/domino-18/>

MAKE THE RIGHT CHOICE WITH THE DOMINO.18 PRODUCT CONFIGURATOR

The possibilities of combining the different elements of the DOMINO.18 are endless. That's why we've created a handy online tool to help you create your perfect layout. With the DOMINO.18 product configurator, you can mix and test elements, materials and angles to your heart's desire.

<https://live.productbuilder.nl/montis/domino-18/>

AUSWAHLHILFE: DOMINO.18 PRODUKT-KONFIGURATOR

Die Möglichkeiten, DOMINO.18 Elemente zu einem idealen Aufstellungsgefüge zu kombinieren, sind endlos. Glücklicherweise haben wir ein praktisches Online-Tool entwickelt. Mit dem Produkt-Konfigurator DOMINO.18 können Sie in einer Versuchsaufstellung nach perfekt aufeinander abgestimmten Elementen, Materialien und Ansichten suchen.

<https://live.productbuilder.nl/montis/domino-18/>

DOMINO.18

Dick Spierenburg 2018



DOMINO.18

Dick Spierenburg 2018



DOMINO.18

Dick Spierenburg 2018



DOMINO.18

Dick Spierenburg 2018



DOMINO.18

Dick Spierenburg 2018



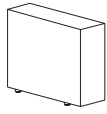
DOMINO.18

Dick Spierenburg 2018

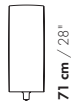


DOMINO.18

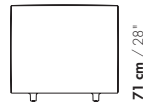
Dick Spierenburg 2018



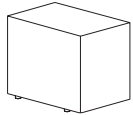
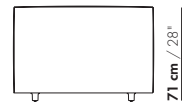
25 cm / 9,8"



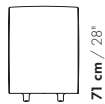
75 cm / 29,5"



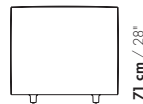
100 cm / 39,4"



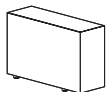
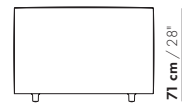
50 cm / 19,7"



75 cm / 29,5"



100 cm / 39,4"



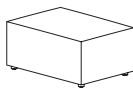
25 cm / 9,8"



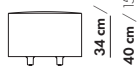
75 cm / 29,5"



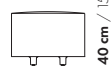
100 cm / 39,4"



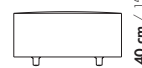
50 cm / 19,7"
34 cm / 13,4"
40 cm / 15,7"



50 cm / 19,7"
40 cm / 15,7"




75 cm / 29,5"
40 cm / 15,7"



100 cm / 39,4"
40 cm / 15,7"



125 cm / 49,2"
40 cm / 15,7"

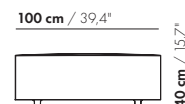
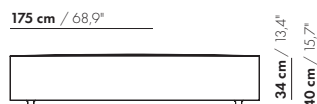
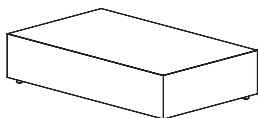
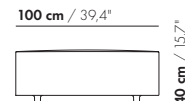
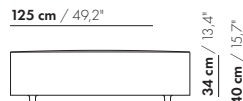
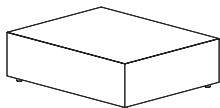
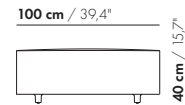
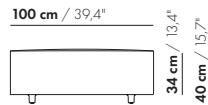
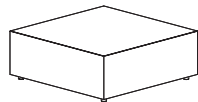
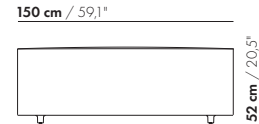
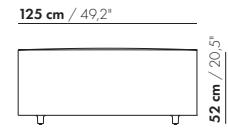
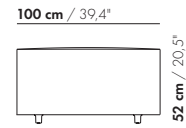
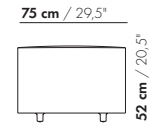
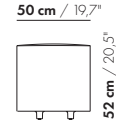
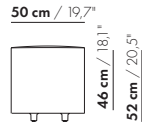
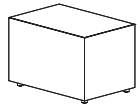
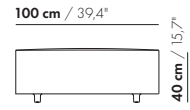
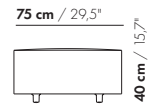
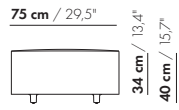
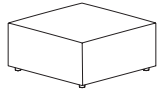


150 cm / 59,1"
40 cm / 15,7"



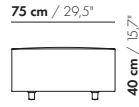
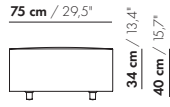
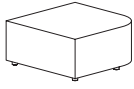
DOMINO.18

Dick Spierenburg 2018

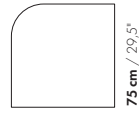


DOMINO.18

Dick Spierenburg 2018

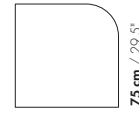


75 cm / 29,5"



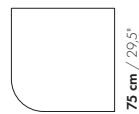
LA/LR/LH

75 cm / 29,5"



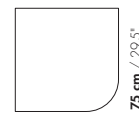
RA/RR/RH

75 cm / 29,5"



LV/LF/LV

75 cm / 29,5"



RV/RF/RV

NL

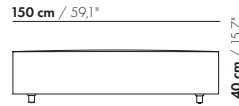
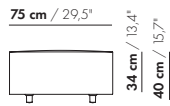
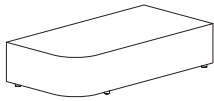
LV = linksvoor
LA = linksachter
RV = rechtsvoor
RA = rechtsachter

EN


LF = left front
LR = left rear
RF = right front
RR = right rear

DE

LV = links vorne
LH = links hinten
RV = rechts vorne
RH = rechts hinten




150 cm / 59,1"



LA/LR/LH

150 cm / 59,1"



RA/RR/RH

150 cm / 59,1"

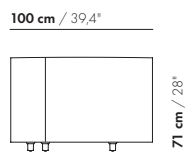
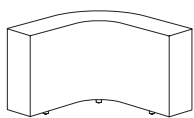


LV/LF/LV

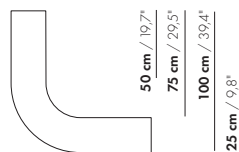
150 cm / 59,1"



RV/RF/RV

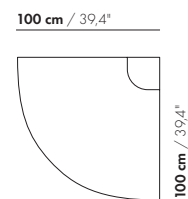
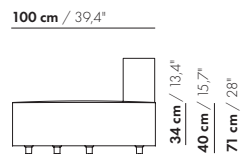
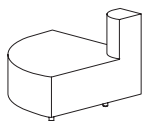
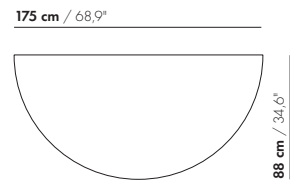
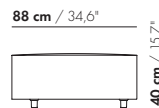
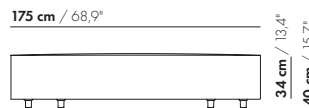
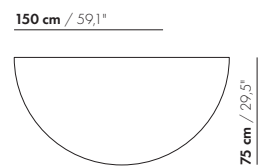
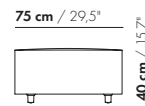
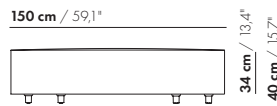
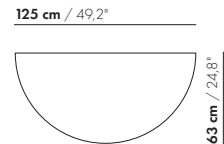
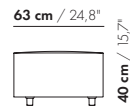
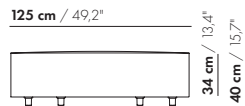
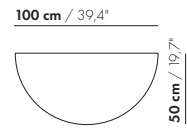
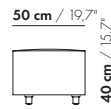
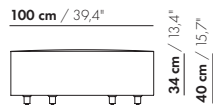
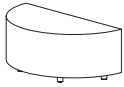


100 cm / 39,4"



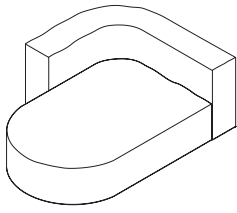
DOMINO.18

Dick Spierenburg 2018

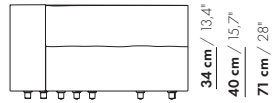


DOMINO.18

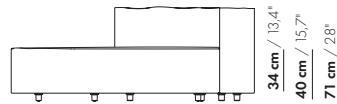
Dick Spierenburg 2018



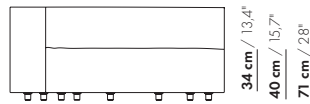
125 cm / 49,2"
100 cm / 39,4"



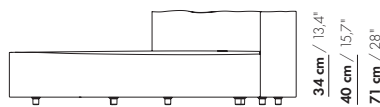
175 cm / 68,9"
100 cm / 39,4"



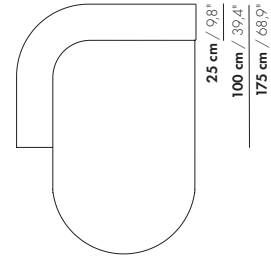
150 cm / 59,1"
125 cm / 49,2"



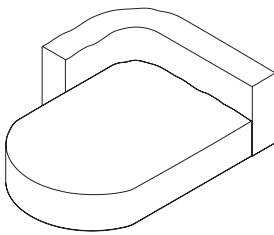
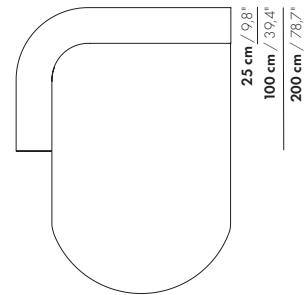
200 cm / 78,7"
100 cm / 39,4"



125 cm / 49,2"
100 cm / 39,4"



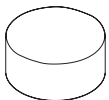
150 cm / 59,1"
125 cm / 49,2"



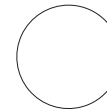
50 cm / 19,7"



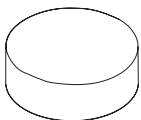
50 cm / 19,7"




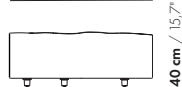
75 cm / 29,5"



75 cm / 29,5"



100 cm / 39,4"



100 cm / 39,4"

DOMINO.18

Dick Spierenburg 2018




20 cm / 7,9"



65 cm / 25,6"



80 cm / 31,5"



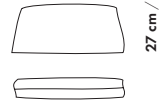
95 cm / 37,4"



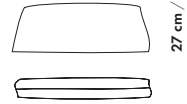
13 cm / 5,1"



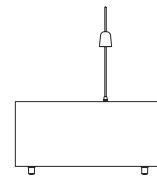
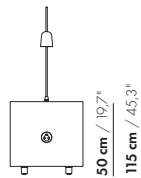
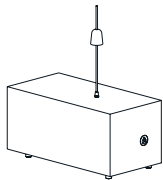
65 cm / 25,6"



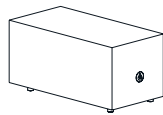
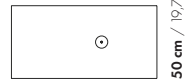
80 cm / 31,5"



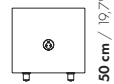
95 cm / 37,4"



100 cm / 39,4"



50 cm / 19,7"



100 cm / 39,4"



50 cm / 19,7"

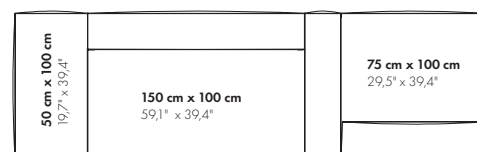
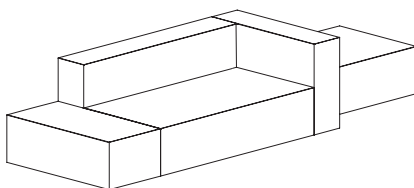
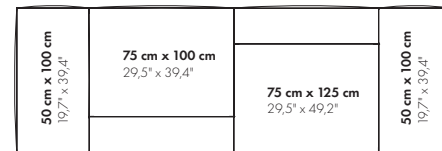
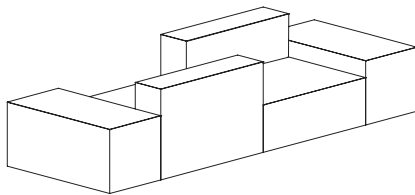
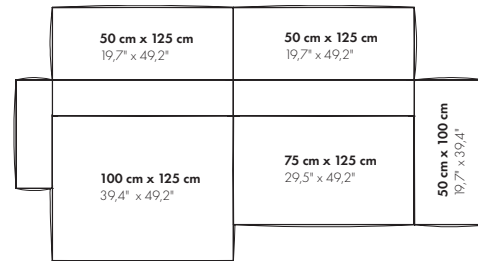
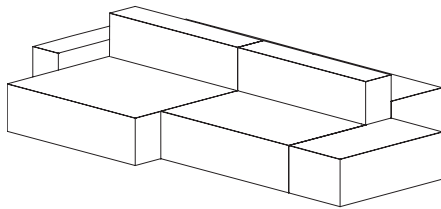
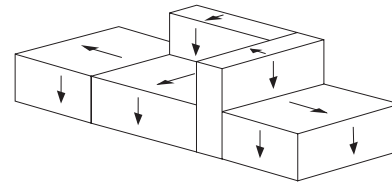
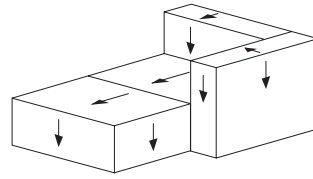


75 cm / 29,5"



DOMINO.18

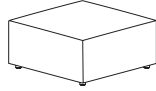
Dick Spierenburg 2018



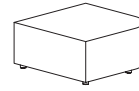
DOMINO.18

Dick Spierenburg 2018

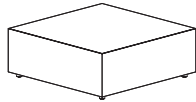
STITCHING PATTERN FABRIC



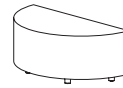
75x75/100/125/150x40 cm
19,7"x19,7"/39,4"/49,2"/59,1"x15,7"



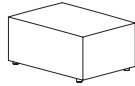
75x75x40 cm seat rounded corner
29,5"x29,5"x15,7" seat rounded corner



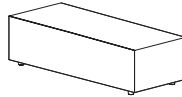
100x100/125/175x40 cm
39,4"x39,4"/49,2"/68,9"x15,7"



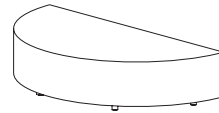
100x50x40 cm seat semicircle
39,4"x19,7"x15,7" seat semicircle



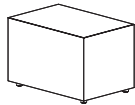
50x50/75/100x40 cm
19,7"x19,7"/29,5"/39,4"x15,7"



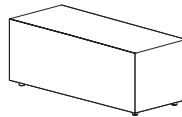
50x125/150x40 cm
19,7"x49,2"/59,1"x15,7"



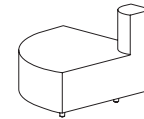
125x63/150x75/175x88x40 cm seat semicircle
49,2"x24,8"/59,1"x29,5"/68,9"x34,6"x15,7" seat semicircle



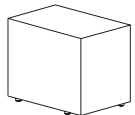
50x50/75/100x52
19,7"x19,7"/29,5"/39,4"x20,5"



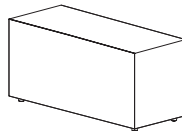
50x125/150x52
19,7"x49,2"/59,1"x20,5"



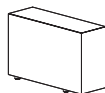
100x100x40/75 cm quarter circle
39,4"x39,4"x15,7"/29,5" quarter circle



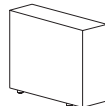
50x50/100x71 cm
19,7"x19,7"/39,4"x28"



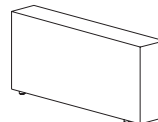
50x125/150x71 cm
19,7"x49,2"/59,1"x28"



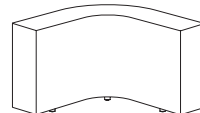
25x75/100x52 cm
9,8"x29,5"/39,4"x20,5"



25x75/100x71 cm
9,8"x29,5"/39,4"x28"



25x125/150x71 cm
9,8"x49,2"/59,1"x28"

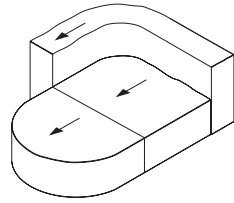


25x100/100x71 cm arm/back round corner
9,8"x39,4"/39,4"x28" arm/back round corner

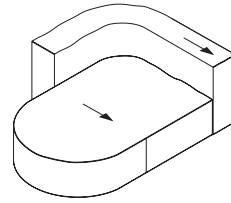
DOMINO.18

Dick Spierenburg 2018

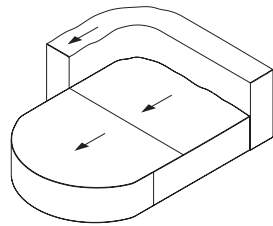
STITCHING PATTERN FABRIC



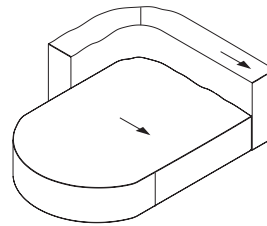
pattern fabric combined with sofa
chaise longue 125x175x40/70
49,2"x68,9"x27,6"



pattern fabric freestanding
chaise longue 125x175x40/70
49,2"x68,9"x27,6"



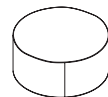
pattern fabric combined with sofa
chaise longue 150x200x40/70
59,1"x78,7"x27,6"



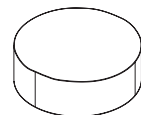
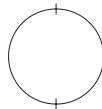
pattern fabric freestanding
chaise longue 150x200x40/70
59,1"x78,7"x27,6"



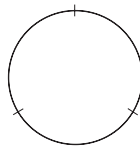
52x50 cm
p 20,5"x19,7"



75x40 cm
p 29,5"x15,8"



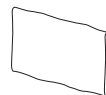
100x40 cm
p 39,4"x15,8"



cushion 65/80/95x40 cm
cushion 25,6"/31,5"/37,4"x15,7"



cushion 65/80/95x27 cm
cushion 25,6"/31,5"/37,4"x10,6"

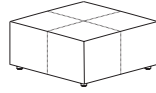


cushion 50/75/100x50 cm
cushion 19,7"/29,5"/39,4"x19,7"

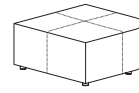
DOMINO.18

Dick Spierenburg 2018

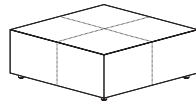
STITCHING PATTERN LEATHER



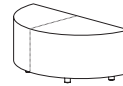
75x75/100/125/150x40 cm
19,7°x19,7°/39,4°/49,2°/59,1°x15,7°



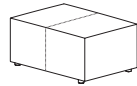
75x75x40 cm seat rounded corner
29,5°x29,5°x15,7° seat rounded corner



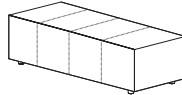
100x100/125/175x40 cm
39,4°x39,4°/49,2°/68,9°x15,7°



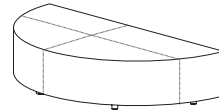
100x50x40 cm seat semicircle
39,4°x19,7°x15,7° seat semicircle



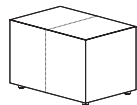
50x50/75/100x40 cm
19,7°x19,7°/29,5°/39,4°x15,7°



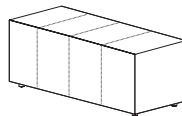
50x125/150x40 cm
19,7°x49,2°/59,1°x15,7°



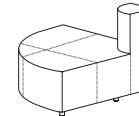
125x63/150x75/175x88x40 cm seat semicircle
49,2°x24,8°/59,1°x29,5°/68,9°x34,6°x15,7° seat semicircle



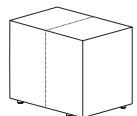
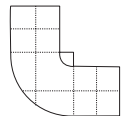
50x50/75/100x52
19,7°x19,7°/29,5°/39,4°x20,5°



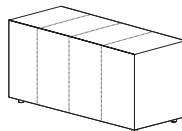
50x125/150x52
19,7°x49,2°/59,1°x20,5°



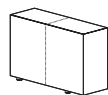
100x100x40/75 cm quarter circle
39,4°x39,4°x15,7°/29,5° quarter circle



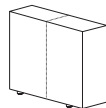
50x50/100x71 cm
19,7°x19,7°/39,4°x28°



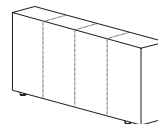
50x125/150x71 cm
19,7°x49,2°/59,1°x28°



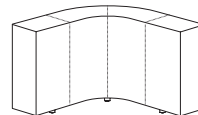
25x75/100x52 cm
9,8°x29,5°/39,4°x20,5°



25x75/100x71 cm
9,8°x29,5°/39,4°x28°



25x125/150x71 cm
9,8°x49,2°/59,1°x28°

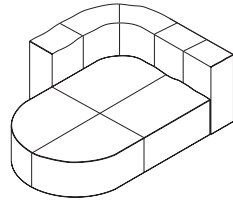


25x100/100x71 cm arm/back round corner
9,8°x39,4°/39,4°x28° arm/back round corner

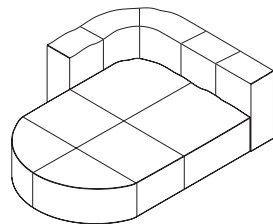
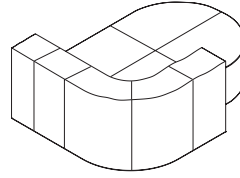
DOMINO.18

Dick Spierenburg 2018

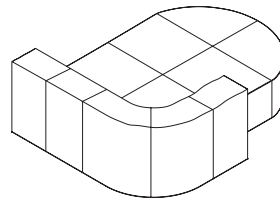
STITCHING PATTERN LEATHER



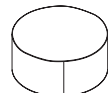
125x175x40/70 cm chaise longue
49,2"x68,9"x27,6"



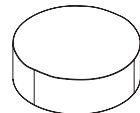
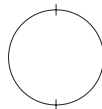
150x200x40/70 cm chaise longue
59,1"x78,7"x27,6"



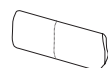
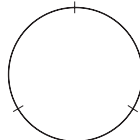
52x50 cm
p 20,5"x19,7"



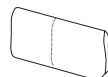
75x40 cm
p 29,5"x15,8"



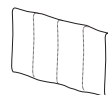
100x40 cm
p 39,4"x15,8"



cushion 65/80/95x27 cm
cushion 25,6"/31,5"/37,4"x10,6"



cushion 65/80/95x40 cm
cushion 25,6"/31,5"/37,4"x15,7"



cushion 50/75/100x50 cm
cushion is split in parts of 25 cm
cushion 19,7"/29,5"/39,4"x19,7"
cushion is split in parts of 9,8"